

2020

Whitehead's Landscaping Nursery Catalog



Whitehead's Landscaping Nursery

Nursery Catalog

Plant Index:

1.) Shrub Varieties

- a. Chokeberry
- b. Chokecherry
- c. Cotoneaster
- d. Currant
- e. Dogwood
- f. Lilac
- g. Maple
- h. Ninebark
- i. Serviceberry
- j. Spirea
- k. Viburnum
- l. Willow
- m. Misc.

2.) Deciduous Tree Varieties

- a. Aspen
- b. Birch
- c. Chokecherry
- d. Crabapple
- e. Linden
- f. Maple

3.) Evergreen Tree Varieties

- a. Fir
- b. Juniper
- c. Pine
- d. Spruce

Deciduous Shrub Varieties -

Chokecherry Varieties:

Canada Red Chokecherry (Clump) — *Prunus Virginiana* 'Canada Red'



Zone: 2-4

Height: 20'-30'

Spread: 15'-20'

Sun Exposure: Full Sun

Description: Multi-stemmed shrub with green leaves and small white flowers in the spring. Leaves turn purple in the summer, and flowers turn to dark purple, edible berries. In the fall leaves turn red. Bark is grey/purple in color.

Native Chokecherry (Clump) — *Prunus Virginiana*



Zone: 2-4

Height: 20'-30'

Spread: 10'-20'

Sun Exposure: Full Sun

Description: Large multi-stemmed shrub that has dark green, glossy leaves throughout the spring and summer. In spring it has small white flowers that turn to dark red-dark purple berries. Leaves turn yellow in the fall. Mature bark is brownish-black in color and furrowed.

Dogwoods Varieties:

Arctic Fire Dogwood — *Cornus Stolonifera*



Zone: 3-4

Height: 3'-4'

Spread: 3'-4'

Sun Exposure: Full Sun to Partial Shade

Description: Small, multi-stemmed shrub that is the true dwarf version of the Red Twig Dogwood. Has green leaves and small white flowers in spring. Flowers turn to white berries in the summer. Fall foliage is red to red-orange. Branches are red throughout the summer and turn to a deep red in the fall for excellent winter color.

Bailey's Red Twig Dogwood — *Cornus Sericea 'Bailey'*



Zone: 2-4

Height: 9'-10'

Spread: 5'-6'

Sun Exposure: Full Sun to Partial Shade

Description: Large, multi-stemmed shrub with dark green leaves. Yellowish-white flowers bloom around June, and turn to blueish berries in late summer/fall. Fall foliage is yellow-orange to burgundy red/dark purple. Stems are red throughout the year, but become brighter in the winter for beautiful winter color.

Cardinal Dogwood — *Cornus Sericea* ‘Cardinal’



Zone: 2-4

Height: 6'-9'

Spread: 8'-12'

Sun Exposure: Full Sun to Partial Shade

Description: Multi-stemmed shrub with green leaves. In the spring, it has flat top clusters of small white flowers that turn to small whiteish-blue berries. Fall foliage is burgundy red to red purple. Stems in spring and summer are yellowish-orange to light red. Stems turn to bright red in fall for great winter color.

Isanti Dogwood — *Cornus Sericea* ‘Isanti’



Zone: 3-4

Height: 4'-5'

Spread: 4'-7'

Sun Exposure: Full Sun, Part Shade, Full Shade

Description: Compact, multi-stemmed shrub with dark green leaves. Another dwarf version of the Bailey's Red Twig Dogwood, grows wider rather than upright. Small white flowers bloom in late May, early June that turn into small blueish berries. Fall foliage is deer red/orange. Red stems that are great for winter color.

Ivory Halo Dogwood — *Cornus Sericea 'Isanti'*



Zone: 3-4

Height: 5'-6'

Spread: 5'-6'

Sun Exposure: Full Sun to Partial Shade

Description: Compact multi-stemmed shrub with variegated leaves. Leaves are creamy white around edge of leaf and light green towards the middle. Has large, flat top, groups of white flowers throughout the growing season. In fall, foliage turns red, burgundy and purple and flowers turn to white berries.

Prairie Fire Dogwood — *Cornus alba 'Prairie Fire'*



Zone: 2-4

Height: 5'-7'

Spread: 5'-7'

Sun Exposure: Full Sun to Partial Shade

Description: This Dogwood has brilliant colors throughout the season. Spring foliage is bright yellow with small white flowers. Foliage turns to a light green color in the summer and flowers turn to small white berries. Fall color is red to fiery orange and has bright red stems throughout the winter. Extremely cold hardy.

Yellow Twig Dogwood — *Cornus Servicea*



Zone: 2-4

Height: 6'-8'

Spread: 7'-9'

Sun Exposure: Partial Sun to Full Sun

Description: Dense, fast growing, multi-stemmed shrub with bright green foliage. Small white flower bloom in the spring that turn to white berries in the summer. Bark is a brilliant yellow color that is great in the winter.



Lilac Varieties:

Common Purple Lilac — *Syringa vulgaris*



Zone: 3

Height: 10'-12'

Spread: 8'-10'

Sun Exposure: Full Sun

Description: Multi-stemmed shrub that has dark green, tear drop shaped, leaves with tightly clustered, lavender colored flowers. Flowers bloom in late May to early June. Leaves turn yellow in the fall. Mature bark is grey. Very cold hardy. Low maintenance shrub. Does produce suckers.

Common White Lilac — *Syringa vulgaris var. alba*



Zone: 2-4

Height: 12'-15'

Spread: 8'-12'

Sun Exposure: Full Sun

Description: Dense, multi-stemmed shrub that has dark green/blue, heart shaped leaves. This lilac blooms richly fragrant white flowers, (the most potent of the lilacs) that bloom mid-spring to early summer. Fall foliage is green to yellow. Very cold hardy. Does produce suckers.

Charles Joly Lilac — *Syringa vulgaris* 'Charles Joly'



Zone: 3-4

Height: 10'-12'

Spread: 8'-10'

Sun Exposure: Full Sun

Description: Multi-stemmed, erect, open shrub with dark green, heart shaped, leaves. Blooms in late April/May, and flowers are magenta/purple and are doubled flowered. (Very similar to common purple lilac, but blooms are darker purple.) Blooms last for 3-4 weeks. Fall foliage is green-yellow. Does produce suckers.



Miss Canada Lilac — *Syringa x prestoniea* 'Miss Canada'



Zone: 2-4

Height: 6'-12'

Spread: 6'-12'

Sun Exposure: Full Sun

Description: Multi-stemmed shrub with dark green, lance shaped, leaves. This lilac blooms rosy pink, sweetly scented flowers. Bloom time is early summer, 2-3 weeks later than most common lilacs, expanding the lilac season into late summer. Fall foliage is green to yellow. This lilac does not produce suckers. Extremely hardy lilac.

Miss Kim Lilac — *Syringa pubescens subsp. patula* 'Miss Kim'



Zone: 3

Height: 5'-6'

Spread: 3'-6'

Sun Exposure: Full Sun

Description: A dwarf version of the common purple lilac. Has green leaves throughout Spring and Summer. Flowers are lighter purple than the Common Purple Lilac. Flowers bloom about a week later than most lilacs, so they are less likely to get frost damage. Does produce suckers.

Maple Varieties:

Ginnala 'Amur' Maple — *Acer ginnala*



Zone: 2-4

Height: 15'-20'

Spread: 15'-20'

Sun Exposure: Full Sun to Partial Shade

Description: Multi-stemmed maple, with medium green leaves. Has white flowers and yellowish winged seeds, in the spring and summer. Fall foliage ranges from light reddish orange to yellow. Mature bark is grey/brown with fissures throughout.

Ginnala 'Flame' Maple — *Acer tataricum subsp. Ginnala 'Flame'*



Zone: 2-4

Height: 15'-18'

Spread: 15'-18'

Sun Exposure: Partial Shade to Full Sun

Description: Multi-stemmed maple with dark green leaves and small white flowers in spring and summer. This maple has light red winged seeds in mid to late summer. Has vibrant fall foliage that is deep red to red orange. Grows about 2ft per year. Very hardy in extremely cold environments.

Hot Wings Maple (Tartarian) — *Acer tataricum* 'GarAnn'



Zone: 3-4

Height: 20'-25'

Spread: 20'-25'

Sun Exposure: Full Sun to Partial Shade

Description: Multi-stemmed maple with fiery red winged seeds and dark green leaves in the summer. Fall foliage ranges from yellow, orange, to orange red. This maple is very drought and pH tolerant compared to the other Acer Ginnala's.

Rocky Mt. Maple — *Acer glabrum*



Zone: 4

Height: 10'-25'

Spread: 10'-15'

Sun Exposure: Full Sun to Light Shade

Description: Open, multi-stemmed shrub that has bright green, shiny, leaves. Though almost unnoticeable, in early spring this maple flowers small green/white blooms that are quite fragrant. Leaves turn reddish orange in the fall. Mature bark is reddish gray, and new growth is bright red in color. This maple has red, winged seeds throughout the summer. Very cold hardy, does not like hot temperature. (Leaves tend to burn)

Ninebark Varieties:

Diablo Ninebark — *Physocarpus opulifolius*




Zone: 3-4

Height: 8'-10'

Spread: 8'-10'

Sun Exposure: Full Sun to Partial Sun

Description: Fast growing, multi-stemmed shrub with deep purple foliage in spring and summer. Creamy white flowers bloom in clusters in the summer. Foliage can become green in extreme heat or partial shade. Has very textured bark, is has a 'peeling away' look to it, exposing layers of red and brown inner bark. At the end of the growing season, groups of red capsules appear at the tip tops of the branches. Fall foliage is burgundy to purple. Very cold hardy.



Summer Wine Ninebark — *Physocarpus opulifolius* 'Summer Wine'




Zone: 3-4

Height: 5'-6'

Spread: 6'-7'

Sun Exposure: Full Sun

Description: Fast and compact growing shrub that has arching branches. Foliage in spring and summer is a beautiful wine color with pale pink flowers that bloom in late spring. Bark on older stems start to peel in paper like strips revealing a rich brown inner bark.



Little Devil Ninebark — *Physocarpus opulifolius* 'Donna May'




Zone: 3-4

Height: 3'-4'

Spread: 3'-4'

Sun Exposure: Full Sun

Description: Compact, fast growing, multi-stemmed shrub with an upright spreading habit. Has finely textured, dark red-purple foliage with small clusters of white-pink flowers that bloom in June. Has red fruit in at the end of summer. Interior leaves tend to be more green. This is a dwarf variety of ninebark. Bark is exfoliating, exposing layers of rich browns.



Amber Jubilee Ninebark — *Physocarpus opulifolius* 'Jefam'




Zone: 2-4

Height: 5'-6'

Spread: 4'

Sun Exposure: Full Sun to Partial Sun

Description: Dense, multi-stemmed shrub with glowing foliage ranging from orange, gold, red, and purple. Leaves are multi-lobed and finely textured. Clusters of small pink-white flowers bloom in spring. In the fall, the gold, orange, red, and purple foliage deepens creating dramatic fall colors. Bark is exfoliated exposing rich browns.



Dart's Gold Ninebark — *Physocarpus opulifolius* 'Dart's Gold'



Zone: 3-4

Height: 4'-5'

Spread: 4'-5'

Sun Exposure: Part Shade to Full Sun

Description: Compact, mound shaped, shrub with large maple-like leaves that are bright golden yellow in the spring. During the summer, foliage turns lime green and cluster of small white flowers bloom. Blooms turn to red fruit as fall approaches and the foliage takes on a golden hue with a bronze tint.



Currant Varieties:

Golden Currant — *Ribes aureum*



Zone: 4

Height: 6'-9'

Spread: 5'-8'

Sun Exposure: Full Sun to Partial Shade

Description: Fast growing, leggy, multi-stemmed shrub. Leaves are green with 3 lobes. Yellow flowers bloom in late April to early May. In mid-summer, flowers turn to glossy black berries. Bark is silver-gray in color. Fall foliage is red/yellow. Very cold hardy.



Alpine Currant — *Ribes alpinum*



Zone: 2-4

Height: 3'-6'

Spread: 4'-7'

Sun Exposure: Full Sun to Partial Shade

Description: Round, mound shaped, twiggy shrub. Leaves are green with 3-5 lobes. The male form of this plant is the most propagated, and does not flower or bear fruit. Female versions of this plant do flower, but are more susceptible to rust disease. Stems are chestnut brown. Extremely winter hardy.

Serviceberry Varieties:

Saskatoon Serviceberry — *Amelanchier alnifolia*



Zone: 4

Height: 6'-12'

Spread: 6'-8'

Sun Exposure: Full Sun – Partial Shade

Description: Dense, multi-stemmed shrub with dark green, oval shaped leaves. Numerous small white flowers bloom in clusters in early spring that turn to blueish-purple berries in the summer. Bark color is silver-gray with vertical streaks. Fall foliage changes to vibrant reds, oranges, and yellows. Produces suckers. Cold hardy.



Smoky Serviceberry — *Amelanchier alnifolia* 'Smoky'



Zone: 2-4

Height: 8'-10'

Spread: 6'-10'

Sun Exposure: Full Sun – Partial Shade

Description: Multi-stemmed shrub with dark green, finely textured leaves. An abundance of small, white flowers bloom, in clusters, in early to late spring. Flowers turn to large, sweet, edible berries in the summer that are blue. Bark is dark gray/brown. Produces suckers. Extremely cold hardy.



Regent Serviceberry — *Amelanchier alnifolia* 'Regent'



Zone: 2-4

Height: 4'-6'

Spread: 4'-6'

Sun Exposure: Full Sun – Partial Shade

Description: Multi-stemmed shrub with deciduous leaves that are blueish/green on top and gray/green underneath. This is a compact version of the

Saskatoon Serviceberry, so it will not grow as big. Flowers bloom in early April, before leaves emerge. Blooms turn to blue, edible berries in the summer. Fall foliage is various, vibrant shades of yellow and burgundy. Bark is light gray with charcoal gray striations. Very cold hardy.



Northline Serviceberry — *Amelanchier alnifolia* 'Northline'



Zone: 2-4

Height: 5'-9'

Spread: 5'-6'

Sun Exposure: Full Sun to Partial Shade

Description: Multi-stemmed, suckering shrub with dark green, oval shaped, leaves that are finely toothed. An abundance of small white flowers, bloom in early spring that turn to large dark purple/blue berries in the summer. Fall foliage is yellow. Bark is gray with vertical streaks.



Autumn Brilliance Serviceberry — *Amelanchier x grandiflora* 'Autumn Brilliance'



Zone: 4

Height: 15'-25'

Spread: 15'-20'

Sun Exposure: Full Sun to Partial Shade

Description: Large, multi-stemmed, shrub with an open growing habit. (One of the largest Serviceberries) Finely toothed leaves emerge in spring, and have a bronzed tint to them. Along with the bronze leaves, numerous clusters of small white flowers bloom. Leaves mature to dark green in the summer, and flowers turn to green and red berries that eventually turn dark purple when ripe. Fall foliage ranges from bright red to reddish orange. Bark is silver/gray with light gray, vertical streaks.



Viburnum Varieties:

Mohican Viburnum — *Viburnum lantana* 'Mohican'



Zone: 4

Height: 7'-8'

Spread: 8'-10'

Sun Exposure: Full Sun to Partial Shade

Description: Dense, compact, multi-stemmed shrub. Leaves are dark green, thick, leathery, rough-textured, finely-toothed, hairy, ovate, and have cordate bases. Small white flowers in flat top clusters bloom in spring and turn to bright red berries in July. Red berries last about four weeks before they turn black. Bark is brown, but new growth is lighter brown and hairy. Very cold hardy.



Common Snowball Viburnum — *Viburnum opulus*



Zone: 3-4

Height: 8'-12'

Spread: 8'-12'

Sun Exposure: Full Sun to Partial Shade

Description: Up-right, dense, multi-stemmed shrub with brilliant spring flowering. Balls of green flowers appear in May-June that bloom into big 3' balls of beautiful white flowers. Leaves are bright green (giving a great background) and 3 lobed, like a maple leaf. Blooms last about 2 weeks. Fall foliage ranges from purple to red.

Spring Red Compact Viburnum — *Viburnum trilobum* 'Spring Red'



Zone: 3-4

Height: 5'-6'

Spread: 3'-4'

Sun Exposure: Full Sun to Partial Sun

Description: Dense, compact, round shrub with red tinged leaves in the spring. Very few, small white flowers bloom in the spring. Leaves turn glossy, dark green in the summer. Towards the end of the season, October/November, a small amount of red berries emerge. Fall foliage is reddish orange.

Wentworth Viburnum (American Cranberry Bush) — *Viburnum trilobum* 'Wentworth'



Zone: 3-4

Height: 8'-12'

Spread: 10'-12'

Sun Exposure: Partial Sun to Full Sun

Description: Dense, multi-stemmed shrub with green, 3 lobed textured leaves. In spring flat top clusters of small white flowers emerge. Flowers turn to bright red berries in the summer that last into the winter. Fall foliage is dark reddish orange. Cold hardy.



Spirea Varieties:

Ash Leaf Spirea (False Spirea) — *Sorbaria sorbifolia*



Zone: 2-4

Height: 6'-8'

Spread: 5'-10'

Sun Exposure: Full Sun to Partial Shade

Description: Multi-stemmed, up-right growing shrub that suckers profusely. Has plumes of white flowers that bloom in early spring to mid-summer and last throughout the summer. Has long bright green leaves throughout the summer that turn to rich shades of red, orange, and yellows in the fall. Branching is stiff, and slightly arched. Very cold hardy.



Sem Ash Leaf Spirea — *Sorbaria sorbifolia* 'Sem'



Zone: 3-4

Height: 3'-4'

Spread: 3'-4'

Sun Exposure: Full Sun to Partial Shade

Description: Dense, compact, round shrub that is the dwarf version of the Ash Leaf Spirea. In spring fern like foliage emerges pink and yellow on stiff pinkish stems. In July/August creamy white flowers bloom and leaves turn bright green. Fall foliage is orange/yellow.

Very cold hardy



Little Princess Spirea — *Spirea japonica* 'Little Princess'



Zone: 4

Height: 3'

Spread: 5'

Sun Exposure: Full Sun

Description: Dense, compact, mounded shrub with mint green leaves. Tiny rose pink, flat top flowers bloom from late spring to mid-summer. Fall foliage is reddish orange. Attracts butterflies. Used extensively as a small hedge, shrub boarder, or mass planting for ground coverage.

Tor Birchleaf Spirea — *Spirea betulifolia*



Zone: 2-4

Height: 2'-4'

Spread: 2'-4'

Sun Exposure: Full Sun

Description: Tight, neat mounded shrub with rich, egg shaped, dark green leaves. Bright white flowers bloom in mid-summer. Fall foliage varies from gold, red, to purple. Great as a standalone shrub, or in mass planting due to its great tight, mounded form. Cold hardy.

Anthony Water Spirea — *Spirea bumalda* 'Anthony Waterer'



Zone: 4

Height: 3'-5'

Spread: 3'-5'

Sun Exposure: Full sun to Partial sun

Description: Compact, dense growing shrub with an abundance of dark pink flowers that bloom in late spring to mid-summer. In spring, leaves emerge with a reddish-purple tint that mature to dark blue-green in the summer. Fall foliage is reddish/ orange.

Snowmound Spirea — *Spirea nipponica*



Zone: 4

Height: 3'-5'

Spread: 3'-5'

Sun Exposure: Full Sun to Light Shade

Description: Dense, compact shrub with dark green foliage and bright white flowers. Flowers bloom in late spring to mid-summer in abundant, vibrant white shoots on arching branches. Great fall foliage varies shades of copper yellow. Stems are dark brown. Good for erosion. Cold hardy.

Willow Varieties:

Arctic Willow — *Salix purpurea* 'Nana'



Zone: 3-4

Height: 4'-6'

Spread: 4'-6'

Sun Exposure: Full Sun to Partial Shade

Description: Very dense, multi-stemmed shrub with narrow, blue-green leaves. New growth of stems is purple-green in color. Fall foliage is yellow. This willow thrives in damp to wet soil. Great for riparian projects, but can be used as a decorative hedge as well. Very cold hardy. Low maintenance shrub. Reacts well to pruning.

Bebb's Willow — *Salix bebbiana*



Zone: 3-4

Height: 15'-20'

Spread: 15'-20'

Sun Exposure: Full Sun to Partial Shade

Description: Multi-stemmed shrub with oval shaped leaves. (2-3 times wider than long.) Bebb's willow leaves are dark green on the surface, but underneath they are pale green and hairy. Stems are smooth and gray in color. Fall foliage is yellow. Very cold hardy. Native to Idaho. Perfect for riparian projects or in very damp areas.



Blue Fox Willow — *Salix brachycarpa*



Zone: 2-4

Height: 4'

Spread: 4'

Sun Exposure: Full Sun to Partial Shade

Description: Up-right, rounded shrub that has a compact growing habit. Foliage is soft, and blue-gray in color. Responds well to pruning. Drought tolerant. Extremely cold hardy.

Booth Willow — *Salix boothii*



Zone: 4

Height: 12'-20'

Spread: 10'-15'

Sun Exposure: Full Sun

Description: Multi-stemmed shrub with medium green leaves that are semi-oval shaped with a pointed tip. Stems are yellowish-red. Fall foliage is yellow. Native to Idaho. Does best in damp to wet soil. Very cold hardy.

Coyote Willow (Sandbar Willow) — *Salix exigua*



Zone: 4

Height: 10'-15'

Spread: 10'-15'

Sun Exposure: Full Sun

Description: Dense, multi-stemmed shrub with long, narrow, light green leaves that have small silver hairs on the underside of leaf. Stems are red. Fall foliage is yellow. Great for riparian projects. Very cold hardy. Native to Idaho. Response well to pruning.

Drummond Willow — *Salix drummondiana*



Zone: 4

Height: 10'-12'

Spread: 12'-15'

Sun Exposure: Full Sun

Description: Multi-stemmed shrub with long bright green leaves that are smooth on the surface, and have dense silvery white hairs on the underside. Stems are yellowish-brown. Fall foliage is yellow. Native to Idaho. Cold hardy. Used primarily for erosion, riparian, and habitat restoration. Important food source for Honeybees in spring.



Flame Willow — *Salix 'Flame'*



Zone: 4

Height: 10'-18'

Spread: 8'-12'

Sun Exposure: Full Sun to Partial Shade

Description: Fast growing, dense, multi-stemmed shrub with brilliant bright orange stems that is great for winter color. Leaves are finely textured and dark green on top of the leaf, and lighter green underneath. Fall foliage is yellow. Cold hardy. Prefers damp soils. Reacts well to pruning.

Geyer's Willow — *Salix geyeriana*



Zone: 3-4

Height: 10'-15'

Spread: 8'-12'

Sun Exposure: Full Sun to Partial Shade

Description: Fast growing, dense, multi-stemmed shrub with long, narrow, dark green leaves. Leaves are hairy above, and waxy below. Stems are yellowish-green. Fall foliage is yellow. Prefers damp soil, but not as wet as other willows. Cold hardy. Native to Idaho.

Native willow — *Callistachys lanceolata*



Zone: 3-4

Height: 12'-20'

Spread: 10'-15'

Sun Exposure: Full Sun

Description: Multi-stemmed shrub with medium green leaves that are semi-oval shaped with a pointed tip. Stems are yellowish-red. Fall foliage is yellow. Native to Idaho. Does best in damp to wet soil. Very cold hardy.

Peachleaf Willow — *Salix amygdaloides*



Zone: 2-4

Height: 20'-35'

Spread: 12'-18'

Sun Exposure: Full Sun

Description: Large, fast growing, multi-stemmed shrub with bright yellow stems. Leaves are dark green and narrow. Largest of the native willows in Idaho. Fall foliage is yellow. Cold hardy. Prefers wet soil. Cold hardy.

Pacific Willow — *Salix lucid*



Zone: 3-4

Height: 15'-20'

Spread: 10'-15'

Sun Exposure: Full Sun to Partial Shade

Description: Dense, fast growing, multi-stemmed shrub with narrow, dark green leaves. Stems vary from yellow to reddish brown in color. Fall foliage is yellow. Great riparian choice, prefers wet soil. Native to Idaho. Cold hardy. Attracts deer.

Miscellaneous Varieties:

Mock Orange/Syringa — *Philadelphus x Virginalis*



Zone: 3-4

Height: 5'-12'

Spread: 5'-8'

Sun Exposure: Full Sun to Partial Shade

Description: Fast growing, multi-stemmed shrub with soft green leaves, and brilliant white flowers. Flowering last several weeks and begins in late May. Leaves turn soft yellow in the fall. Has long, arching branches that are brown-dark brown in color. Very cold hardy. Idaho State Flower.

Hedge Peking Cotoneaster — *Acutifolius var. lucidus*



Zone: 3-4

Height: 8'-10'

Spread: 5'-6'

Sun Exposure: Full Sun to Partial Shade

Description: Multi-stemmed hedge shrub with shiny, dark green leaves. In mid-spring tiny white/pink flowers bloom. Flowers turn to small black berries in late summer that last into the winter. Fall foliage ranges from scarlet, orange, to purple. Mature bark is gray to light brown that's slightly peeling.

Autumn Magic Chokeberry — *Aronia melanocarpa* 'Autumn Magic'



Zone: 3-4

Height: 3'-6'

Spread: 4'-7'

Sun Exposure: Full Sun to Partial Shade

Description: Leggy, multi-stemmed shrub that grows upright and open. Leaves are glossy, dark green, and finely toothed. In May, small clusters of white flowers bloom. Flowers turn to black berries in late summer. Fall foliage is purple and red.

Deciduous Tree Varieties:

Aspen Varieties:

Quaking Aspen — *Populus tremuloides*



Zone: 2-4

Height: 30'-40'

Spread: 20'-30'

Sun Exposure: Full Sun

Description: Tall, fast growing tree with smooth, pure white trunk. Leaves are bright green in the summer and turn golden yellow in the fall. This tree propagates mainly by through suckers. Very cold hardy. Drought tolerant. Native to Idaho.

Swedish Aspen — *Populus tremula 'Erecta'*



Zone: 2-4

Height: 35'-40'

Spread: 5'-10'

Sun Exposure: Full Sun to Partial Shade

Description: Very fast growing, columnar tree, with a pale white trunk. Leaves are red-orange in the spring, green in the summer, and shades of gold, red, and orange in the fall. Branches are noticeably twisted at the top. Tree remains narrow its entire life, making ideal for tight spots. Very cold hardy. Doesn't produce suckers. Drought tolerant.

Dancing Flame Aspen — *Populus Tremuloides* 'Dancing Flame'



Zone: 2-4

Height: 30'-40'

Spread: 12'-15'

Sun Exposure: Full Sun to Partial shade

Description: Dense, semi-columnar, seedless aspen with brilliant fall color. Leaves emerge in spring with bronze-red hues that emerge on all new growth throughout the season. In early summer leaves turn dark green, then in the fall leaves range from bright red to red orange. Trunk is bright white and smooth. Cold hardy.

Forest Silver Aspen — *Populus Tremuloides* 'Dreifest'



Zone: 2-3

Height: 30'-40'

Spread: 10'-15'

Sun Exposure: Full Sun

Description: Fast growing, columnar aspen that has a uniform growing habit. Leaves are dark green and is complimented by its silver bark. The leaves of this aspen resemble the quaking aspen, but it grows columnar like a Swedish aspen. Cold hardy.

Maple Varieties:

Armstrong Maple — *Acer rubrum* 'Armstrong'



Zone: 3-4

Height: 30'-40'

Spread: 10'-15'

Sun Exposure: Full Sun

Description: Fast growing, columnar maple with ascending branches. Tall, uniform profile, makes it an excellent tree for street plantings and tight areas. Bark is silver, against large, bright green leaves in summer. Fall foliage turns to shades of yellow to red-orange. Cold hardy.

Emerald Queen Maple — *Acer platanoides* 'Emerald Queen'



Zone: 3-4

Height: 40'-50'

Spread: 35'-40'

Sun Exposure: Full Sun to Partial Shade

Description: Fast growing, oval shaped maple with large, dark green, glossy leaves. Perfect choice for a large shade tree. In fall, leaves turn bright yellow. Strong branches grow upright, and do not droop. Bark is brown, and trunk is susceptible to cracking in harsh winter conditions.

Deborah Maple — *Acer platanoides* 'Deborah'



Zone: 3-4

Height: 40'-50'

Spread: 35'-45'

Sun Exposure: Full Sun

Description: Large, oval shaped maple that is a vigorous growing. This maple is known for its beautiful spring foliage which emerges bright red fading to deep maroon, and eventually to dark green. Leaves have a distinct 'wrinkled' look to them. Fall foliage is shades of golden yellow to orange-bronze. Great shade tree. Susceptible to trunk cracking in harsh winter conditions.

Red Rocket Maple — *Acer rubrum* 'Red Rocket'



Zone: 3-4

Height: 30'-40'

Spread: 10'-12'

Sun Exposure: Full Sun

Description: Slow growing, columnar maple is known for its slender shape and showy fall color. Has large green leaves in the summer that turn fiery red in the fall. Trunk is silver, and red branches form a tight canopy making a perfect tree for tight urban areas. One of the most, cold hardy maples.

Sienna Glen Maple — *Acer freemanii* 'Sienna Glen'



Zone: 3-4

Height: 50'-60'

Spread: 35'-40'

Sun Exposure: Full Sun

Description: Upright, pyramidal maples that exhibits vigorous growth habit. Hard, finely textured branches are stout and show little drooping. The leaves of this maple are smaller than most others, and are dark green, finely textured, and a silvery underside. Fall foliage is shades of bright red, orange, and yellow. Very cold hardy.



Crabapple Varieties:

Perfect Purple Crabapple — *Malus 'Coppurple'*




Zone: 3-4

Height: 15'-20'

Spread: 15'-20'

Sun Exposure: Full Sun



Description: Upright growing crabapple with deep purple foliage all season. Dark to rose pink flowers bloom in spring, and are replaced by reddish purple fruit in late summer. Fall foliage is bright red. Highly tolerant of urban pollution. Very cold hardy.

Radiant Crabapple — *Malus 'Radiant'*





Zone: 3-4

Height: 15'-20'

Spread: 15'-20'

Sun Exposure: Full Sun



Description: Fast-growing, broad tree with a rounded crown. In spring, large, dark pink flowers bloom that are followed by red edible fruit in summer. Also, in spring, leaves emerge with red and purple hues before turning fully green. Fall foliage is shades of orange and yellow. Cold hardy.

Spring Snow Crabapple — *Malus 'Spring Snow'*

Zone: 3-4

Height: 15'-25'

Spread: 15'-20'

Sun Exposure: Full Sun

Description: Fast-growing, upright, oval shaped crabapple. In spring bright white flowers bloom that last for weeks. Leaves are bright green in summer and fade to yellow in the fall. This crabapple is fruitless, so no messy clean up necessary. Branches are erect and strong. Trunk is straight, and orange in color when young, turning brown as it matures. Cold hardy.



Chokecherry Varieties:

Canada Red Chokecherry — *Prunus Virginiana* 'Canada Red'



Zone: 3-4

Height: 15'-25'

Spread: 15'-20'

Sun Exposure: Full Sun

Description: Round, upright tree with spectacular spring foliage. Leaves emerge bright green with blooms of fragrant white flowers. As the weather warms, leaves turn dark purple and flowers turn to purple fruit. Fall foliage is bright red. Trunk is straight and grayish-purple in color. Extremely cold hardy.



Birch Varieties:

Paper Birch — *Betula papyrifera*



Zone: 2-4

Height: 50'-65'

Spread: 25'-35'

Sun Exposure: Full Sun to Partial Shade

Description: Large, oval shaped tree with a straight trunk, and smooth, bright white bark that curls and peels. Has medium green leaves in the summer that turn bright yellow in the fall. Branches are drooping in habit. This birch can have a single trunk, or be multi-trunked. Deer eat leaves in the fall.

Coniferous & Evergreen Varieties -

Pine Varieties:

Lodgepole Pine — *Pinus contorta*



Zone: 3-4

Height: 70'–80'

Spread: 20'

Description: Slow to medium growth rate, approximately 12''-24'' per year. Has long, slender, pole-like trunk, which is orange-brown to brownish-grey in color. Needles are yellowish-green to dark green. Likes full sun to partial shade.

Vanderwolf Pine — *Pinus flexilis* 'Vanderwolf's Pyramid



Zone: 3-4

Height: 20'-30'

Spread: 10'-15'

Description: Pyramid shape pine with long, silver-blue needles that are twisted in shape. Have dense, flexible branches. Medium growth rate, about 1'-3' per year. Low maintenance tree. Prefers full sun to partial shade.

Tannenbaum Mugo Pine — *Pinus Mugo 'Tannenbaum'*



Zone: 3-4

Height: 12'-18'

Spread: 6'-12'

Description: Only single-stemmed Mugo Pine. This dense Mugo stays fairly small, and has a slow growth rate. Perfect for small areas and screening. Needles are dark green to dark blueish-green. Very hardy tree, especially in frigid temperatures, does well against winter burn. Full to partial sun.

Rostrata Mugo Pine — *Pinus Mugo var. rostrata*



Zone: 3

Height: 10'-15'

Spread: 6'-9'

Description: Multi-stem dense, compact Mugo with bright green needles. Tree form Mugo pine that is very slow growing. Growth rate is about 6"-12" annually. Prefers full to partial shade.

Dwarf Mugo Pine — *Pinus mugo*



Zone: 2-4

Height: 3'-5'

Spread: 6'-10'

Sun Exposure: Full Sun to Partial Shade

Description: Small, dense, compact shrub that grows in a spreading habit with upswept branches. Needles are dark green and grow in bundles of 2. Prune new growth to keep compact habit. Very drought resistant. Deer resistant.

Limber Pine — *Pinus flexilis*



Zone: 4

Height: 25'-45'

Spread: 15'-25'

Description: Large multi-stem pine tree with dark blue-green needles and scaly gray-brown bark. This pine is hardy in cold areas and has great defense against winter burn. Prefers full sun to part shade.

Swiss Stone Pine — *Pinus Cembra*



Zone: 3

Height: 25'-30'

Spread: 10'-20'

Description: Dense, some-what pyramidal form with semi-flat top and slightly drooping branches. Needles are blue-green to light green and stay that color throughout the year. Bark is dark brown when mature. Slow growth rate.

Bristle Cone Pine — *Balfouriana*



Zone: 4

Height: 15'-30'

Spread: 15'-20'

Description: This pine tree is the oldest living tree in the world. It has dark green needles with tiny white dots that grow in bunches of 5. This is a very slow growing tree. The same needles can remain on the tree for up to 40 years. Cones are reddish in color and have bristles on the top, giving it its name. This pine has more open look, with twisted, gnarled branches that are dark brown. Very drought tolerant and cold hardy. Prefers full sun.

Ponderosa Pine — *Pinus Ponderosa*



Zone: 3-4

Height: 60'-100'

Spread: 25'-30'

Sun Exposure: Full Sun

Description: Large, pyramidal tree with a straight, reddish-brown trunk. Long 4"-8" needles grow in bundles of 3 and are olive green to green-yellow in color. Cones develop in spring and are red. Grows at a medium rate, about 1'-2' per year. Highly drought tolerant. Attracts deer.

Western White Pine — *Pinus monticola*



Zone: 3-4

Height: 60'-80'

Spread: 15'-20'

Sun Exposure: Full Sun to Partial Shade

Description: Large, fast growing pine with a brilliant white trunk. Growing habit is pyramidal in shape with an open branching structure. Needles grow in bundles of 5 and are long, soft, and dark blue-green in color. Cold hardy. Idaho state tree. Deer browse needles.

Spruce Varieties:

Black Hill Spruce — *Picea glauca*



Zone: 2-4

Height: 30'-45'

Spread: 15'-25'

Sun Exposure: Full Sun to Partial Shade

Description: Large, pyramidal shaped tree with an ashy gray-brown central trunk. Needles are individually attached and vary in color from dark green to dark blue. Slow growing, less than 1ft per year. Drought tolerant. Porcupines eat bark, but deer rarely are attracted.

Colorado Spruce — *Picea pungens*



Zone: 2-4

Height: 50'-75'

Spread: 10'-20'

Sun Exposure: Full Sun to Partial Shade

Description: Large, pyramidal shaped tree with rigid, tiered branches. Needles are individually attached and are sharp to touch. They range in color from dark green to silver blue. Very cold hardy. Excellent for large scale wind blocks. Low maintenance. Deer very seldom damage this tree.

Cupressina Norway Spruce — *Picea abies* 'Cupressina'



Zone: 4

Height: 15'-25'

Spread: 5'-8'

Sun Exposure: Full Sun

Description: Large, columnar evergreen tree that is great for tight spots. Has dark green needles that are slightly curved. Limbs are closely set and vertical creating a very uniform look. Withstands heavy snow loads. Cold hardy. Deer do not like this tree.

Engelmann Spruce — *Picea engelmannii*



Zone: 3

Height: 60'-80'

Spread: 15'-20'

Sun Exposure: Full Sun to Partial Shade

Description: Large tree with individually attached needles that are dark blue-green. Dense, short, sweeping branches that spread in close rows. This spruce is more narrow and spire-like than the Colorado Spruce. Cold hardy. Deer resistant.

Norway Spruce — *Picea abies*



Zone: 3-4

Height: 50'-60'

Spread: 15'-25'

Sun Exposure: Full Sun

Description: Large, dense, fast growing, pyramidal spruce with dark green needles. (Fastest growing of spruce trees) Needles are individually attached. Branches are strong and slightly weeping, when mature. Cold hardy. Deer resistant.

Serbian Spruce — *Picea omorika*



Zone: 4

Height: 50'-60'

Spread: 20'-25'

Sun Exposure: Full Sun

Description: Tall, slender, spruce with upswept branches. Needles are dark green and gloss with 4, small, distinct white streaks. Branches are cascading and bark is dark brown. Purple cones set it apart from other spruce. Deer tend to leave it alone.

Fir Varieties:

Subalpine Fir — *Abies lasiocarpa*



Zone: 4

Height: 50'-70'

Spread: 10'-15'

Sun Exposure: Full Sun to Partial Shade

Description: Medium sized evergreen tree with flat, dark green needles that are soft to touch. Bark is smooth and gray and becomes rougher as it grows. New cones are bright purple that turn black as the mature. Not frost tender.

Douglas Fir — *Pseudotsuga menziesii*



Zone: 3-4

Height: 40'-70'

Spread: 12'-20'

Sun Exposure: Full Sun to Partial Shade

Description: Large conical fir with open, tiered branches that are slightly drooping. Needles are individually attached and are bright green to green yellow in color. Needles also have two small white bands on back side, and are soft to touch. Bark is thick, slightly cracked, and reddish brown in color. Drought tolerant. Deer tend to leave them alone.

Corkbark Fir — *Abies lasiocarpa* var. *arizonica*



Zone: 3-4

Height: 20'-30'

Spread: 15'-20'

Sun Exposure: Mostly Shade to Partial Sun

Description: Large, dense, pyramidal fir with silver gray, furrowed, bark that is immensely corky to touch. (Giving it its name) Needles are soft, individually attached, and sea green in color. Cold hardy. Low hanging branches can be damaged due to heavy snow fall.

Concolor Fir — *Abies concolor*



Zone: 3-4

Height: 30'-50'

Spread: 15'-25'

Sun Exposure: Full Sun to Partial Shade

Description: Slow-growing, medium sized dense growing fir with horizontally tiered branches. Needles are long, soft, and green-blue to silver-green. Bark is smooth and gray when young, and furrows as it matures. Tolerates winter cold. Deer browse needles, and porcupines eat bark.

Juniper Varieties:

Rocky Mountain Juniper — *Juniperus scopulorum*



Zone: 3-4

Height: 25'-20'

Spread: 8'-12'

Sun Exposure: Full Sun to Partial Shade

Description: Small, erect tree that grows in a conical shape. Leaves are needle-like. Foliage is prickly and grow in whorls of 3 when young, and become more scale like with age. Trunk is thin, shredded, twisted and knotted. Bark is reddish-brown. Has small purple berries. Cold hardy. Deer resistant.

Moon Glow Juniper — *Juniperus scopulorum* 'Moonglow'



Zone: 3-4

Height: 15'-20'

Spread: 8'-10'

Sun Exposure: Full Sun

Description: Dense, compact tree with bright silver-blue foliage that last all year. Grows in a pyramidal shape with upward forming branches. Bark is shredded and reddish brown. Very drought tolerant. Deer resistant.