

2020

Whitehead's Landscaping Nursery Catalog



Deciduous Tree Varieties:

Aspen Varieties:

Quaking Aspen — *Populus tremuloides*



Zone: 2-4

Height: 30'-40'

Spread: 20'-30'

Sun Exposure: Full Sun

Description: Tall, fast growing tree with smooth, pure white trunk. Leaves are bright green in the summer and turn golden yellow in the fall. This tree propagates mainly by through suckers. Very cold hardy. Drought tolerant. Native to Idaho.

Swedish Aspen — *Populus tremula 'Erecta'*



Zone: 2-4

Height: 35'-40'

Spread: 5'-10'

Sun Exposure: Full Sun to Partial Shade

Description: Very fast growing, columnar tree, with a pale white trunk. Leaves are red-orange in the spring, green in the summer, and shades of gold, red, and orange in the fall. Branches are noticeably twisted at the top. Tree remains narrow its entire life, making ideal for tight spots. Very cold hardy. Doesn't produce suckers. Drought tolerant.

Dancing Flame Aspen — *Populus Tremuloides* 'Dancing Flame'



Zone: 2-4

Height: 30'-40'

Spread: 12'-15'

Sun Exposure: Full Sun to Partial shade

Description: Dense, semi-columnar, seedless aspen with brilliant fall color. Leaves emerge in spring with bronze-red hues that emerge on all new growth throughout the season. In early summer leaves turn dark green, then in the fall leaves range from bright red to red orange. Trunk is bright white and smooth. Cold hardy.

Forest Silver Aspen — *Populus Tremuloides* 'Dreifest'



Zone: 2-3

Height: 30'-40'

Spread: 10'-15'

Sun Exposure: Full Sun

Description: Fast growing, columnar aspen that has a uniform growing habit. Leaves are dark green and is complimented by its silver bark. The leaves of this aspen resemble the quaking aspen, but it grows columnar like a Swedish aspen. Cold hardy.

Maple Varieties:

Armstrong Maple — *Acer rubrum* 'Armstrong'



Zone: 3-4

Height: 30'-40'

Spread: 10'-15'

Sun Exposure: Full Sun

Description: Fast growing, columnar maple with ascending branches. Tall, uniform profile, makes it an excellent tree for street plantings and tight areas. Bark is silver, against large, bright green leaves in summer. Fall foliage turns to shades of yellow to red-orange. Cold hardy.

Emerald Queen Maple — *Acer platanoides* 'Emerald Queen'



Zone: 3-4

Height: 40'-50'

Spread: 35'-40'

Sun Exposure: Full Sun to Partial Shade

Description: Fast growing, oval shaped maple with large, dark green, glossy leaves. Perfect choice for a large shade tree. In fall, leaves turn bright yellow. Strong branches grow upright, and do not droop. Bark is brown, and trunk is susceptible to cracking in harsh winter conditions.

Deborah Maple — *Acer platanoides* 'Deborah'



Zone: 3-4

Height: 40'-50'

Spread: 35'-45'

Sun Exposure: Full Sun

Description: Large, oval shaped maple that is a vigorous growing. This maple is known for its beautiful spring foliage which emerges bright red fading to deep maroon, and eventually to dark green. Leaves have a distinct 'wrinkled' look to them. Fall foliage is shades of golden yellow to orange-bronze. Great shade tree. Susceptible to trunk cracking in harsh winter conditions.

Red Rocket Maple — *Acer rubrum* 'Red Rocket'



Zone: 3-4

Height: 30'-40'

Spread: 10'-12'

Sun Exposure: Full Sun

Description: Slow growing, columnar maple is known for its slender shape and showy fall color. Has large green leaves in the summer that turn fiery red in the fall. Trunk is silver, and red branches form a tight canopy making a perfect tree for tight urban areas. One of the most, cold hardy maples.

Sienna Glen Maple — *Acer freemanii* 'Sienna Glen'



Zone: 3-4

Height: 50'-60'

Spread: 35'-40'

Sun Exposure: Full Sun

Description: Upright, pyramidal maples that exhibits vigorous growth habit. Hard, finely textured branches are stout and show little drooping. The leaves of this maple are smaller than most others, and are dark green, finely textured, and a silvery underside. Fall foliage is shades of bright red, orange, and yellow. Very cold hardy.



Crabapple Varieties:

Perfect Purple Crabapple — *Malus 'Coppurple'*




Zone: 3-4

Height: 15'-20'

Spread: 15'-20'

Sun Exposure: Full Sun



Description: Upright growing crabapple with deep purple foliage all season. Dark to rose pink flowers bloom in spring, and are replaced by reddish purple fruit in late summer. Fall foliage is bright red. Highly tolerant of urban pollution. Very cold hardy.

Radiant Crabapple — *Malus 'Radiant'*





Zone: 3-4

Height: 15'-20'

Spread: 15'-20'

Sun Exposure: Full Sun



Description: Fast-growing, broad tree with a rounded crown. In spring, large, dark pink flowers bloom that are followed by red edible fruit in summer. Also, in spring, leaves emerge with red and purple hues before turning fully green. Fall foliage is shades of orange and yellow. Cold hardy.

Spring Snow Crabapple — *Malus 'Spring Snow'*

Zone: 3-4

Height: 15'-25'

Spread: 15'-20'

Sun Exposure: Full Sun

Description: Fast-growing, upright, oval shaped crabapple. In spring bright white flowers bloom that last for weeks. Leaves are bright green in summer and fade to yellow in the fall. This crabapple is fruitless, so no messy clean up necessary. Branches are erect and strong. Trunk is straight, and orange in color when young, turning brown as it matures. Cold hardy.



Chokecherry Varieties:

Canada Red Chokecherry — *Prunus Virginiana* 'Canada Red'



Zone: 3-4

Height: 15'-25'

Spread: 15'-20'

Sun Exposure: Full Sun

Description: Round, upright tree with spectacular spring foliage. Leaves emerge bright green with blooms of fragrant white flowers. As the weather warms, leaves turn dark purple and flowers turn to purple fruit. Fall foliage is bright red. Trunk is straight and grayish-purple in color. Extremely cold hardy.



Birch Varieties:

Paper Birch — *Betula papyrifera*



Zone: 2-4

Height: 50'-65'

Spread: 25'-35'

Sun Exposure: Full Sun to Partial Shade

Description: Large, oval shaped tree with a straight trunk, and smooth, bright white bark that curls and peels. Has medium green leaves in the summer that turn bright yellow in the fall. Branches are drooping in habit. This birch can have a single trunk, or be multi-trunked. Deer eat leaves in the fall.